

Technical Memo No. 107

Sorrento Mortise Lock and Handle

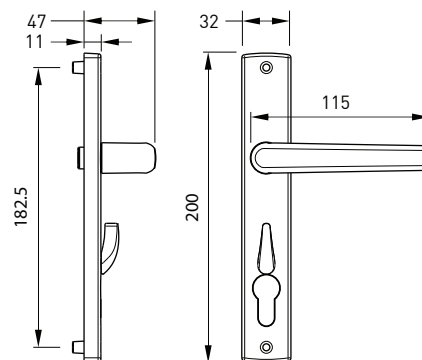
New Sorrento Mortise Lock for Aluminium Doors

Lidco is pleased to announce the introduction of the new Sorrento mortise lock and handle for use with the Lifestyle Hinged Door (150 System) and Lifestyle Bifold Door (615 System). This reliable new lock set has a beveled latch bolt that is extended further into the strike plate when locked by key or snib.

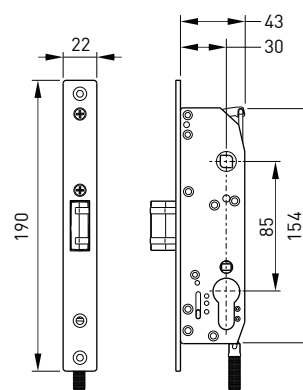
The Sorrento lock set may be connected to a multi-point kit to provide remote locking and door seal compression. The working lock is face mounted in order to simplify fitting to the door stile.

Key Features

- Interior snib lever for quick and convenient locking without the need for a key
- Tough nylon slides on the lock bolt to protect the edge of the door jamb, reducing noise and providing a smooth closing action
- Two-stage lock bolt – locking the door by key or snib lever causes the lock bolt to extend further into the strike plate
- Steel cased lock body for increased strength
- Australian design and manufacture
- Quick lever reversal by loosening a screw (to change between left hand hinged and right hand hinged doors)
- Interchangeable lock bolt can be easily swapped to suit both inward opening and outward opening doors
- Available in black satin, satin chrome, and a range of powder coated finishes*
- Additional finishes available that are suitable for coastal and high humidity environments
- Can be keyed alike



Classic Style Furniture



Face Mount Standard

Sorrento Multi-point Kit – 15-504

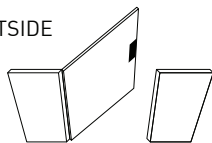


- An upper and lower remote bolt actuated by operation of the door levers to provide positive locking and door sealing
- Actuation of the remote bolts to lock the door causes the door seals to be compressed
- 15mm bolt throw each end
- Adjustable escutcheon allows the door compression to be set, ensuring a complete draft seal
- Adjustable metal bolt tips
- Easy installation using a patented system that guides the rods onto the centre lock, and the tubes can be cut to length on site to fit any door size

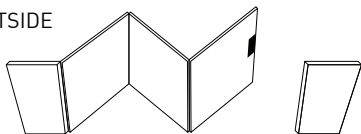
*Lead times may apply

Sorrento Mortise Lock - ACTIVE LEAF


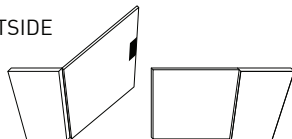
OUTSIDE



OUTSIDE




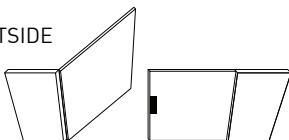
OUTSIDE



These products can be used for single doors, the end panel of bifold doors, or the active leaf of double doors. Multipoint kits are available as an option for increased security. Multipoint Kit is optional.




Sorrento Mortise Lock - INACTIVE LEAF

OUTSIDE



The Sorrento Mk2 lock with a multipoint kit may be used to secure the inactive (fixed) leaf of double doors, and to provide an aperture for the lock bolt of the active leaf (precise installation is required). The Commercial Flushbolt may also be used to secure the inactive leaf.

Multipoint kit must be attached

Description	Part Number	Colour
 <p>Sorrento Lock Set Kit (Face Mount)</p> <p>For 150 and 615 Systems</p>	15-500BL	Black Satin
	15-500SC	Satin Chrome
	15-500PR*	Primrose
	15-500CC*	Custom Colour
 <p>Sorrento Inactive Lock Body with Lever (Face Mount)</p> <p>For 150 and 615 Systems</p>	15-501BL	Black Satin
	15-501SC	Satin Chrome
	15-501PR*	Primrose
	15-501CC*	Custom Colour
 <p>Sorrento Twin Bolt for Bifold with Low Profile Handle</p> <p>For 150 and 615 Systems</p>	15-502BL	Black Satin
	15-502SC	Satin Chrome
	15-502PR*	Primrose
	15-502CC*	Custom Colour

*Lead times may apply